NO. DE DESSIN
DWG NO. NAM–BLG77–CONDUITS–IN–EN–B

CAUTION!!!

- PLEASE NOTE THAT THE CABLE CONDUITS ARE NOT CENTERED ON THE BLG77 CONCRETE BASE.
- ON THE BASE SHOWN, THE ROAD CAN ONLY BE ON THE LEFT–HAND.

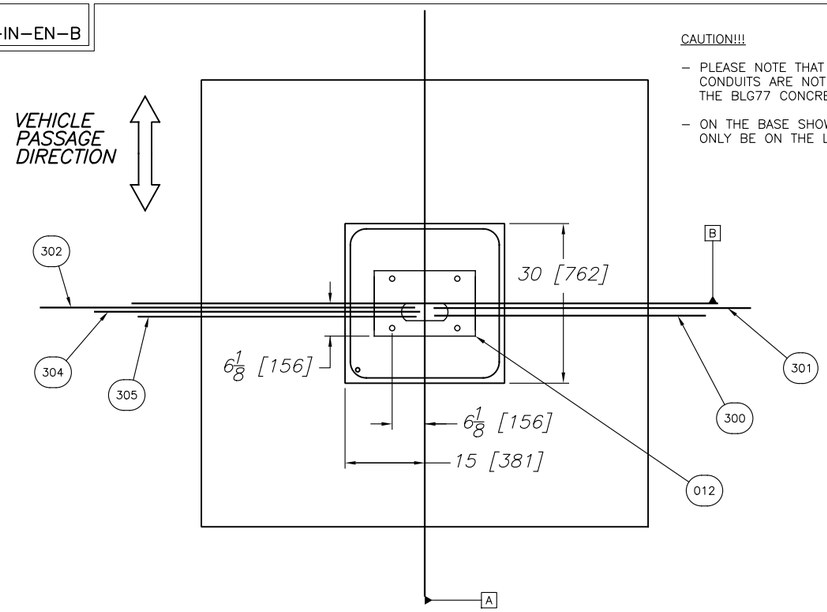

Parts List			
ITEM	QTY	DESCRIPTION	CONDUIT
012	1	SEALING TEMPLATE KIT	
200	1	BARRIER CONCRET BASE	
300	1	POWER SUPPLY CABLE AS PER THE ELECTRICAL DIAGRAM AND CODE	PVC 1"
301	1	CONTROL CABLE (24VDC)	PVC 1"
302	1	MAGNETIC TIP SUPPORT CABLE (IF INSTALLED)	PVC 1"
304	1	READER POST CABLE (IF INSTALLED)	PVC 1"
305	X	LOOP CABLE (24 VAC) (ONE PER LOOP)	PVC 1"

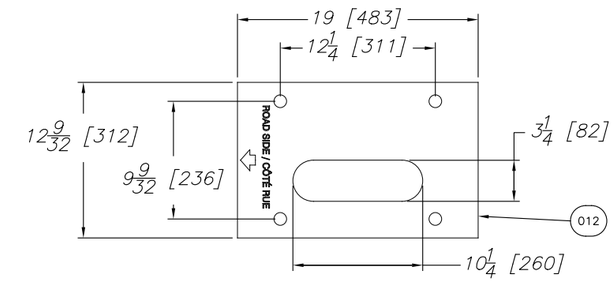

SEALING TEMPLATE DETAIL

BLG77 SEALING TEMPLATE KIT : E/1910/103

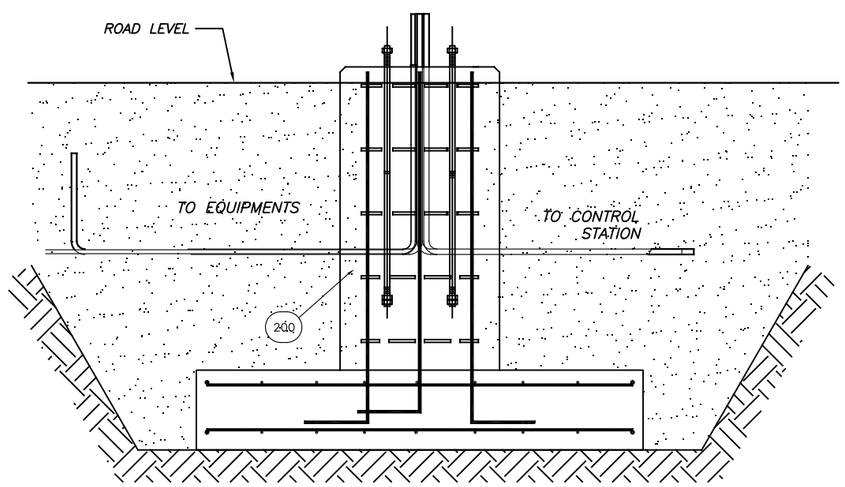

BARRIER CONCRETE BASE DETAIL

BLG77 CONCRETE BASE DRAWING : 11164–2003–2004

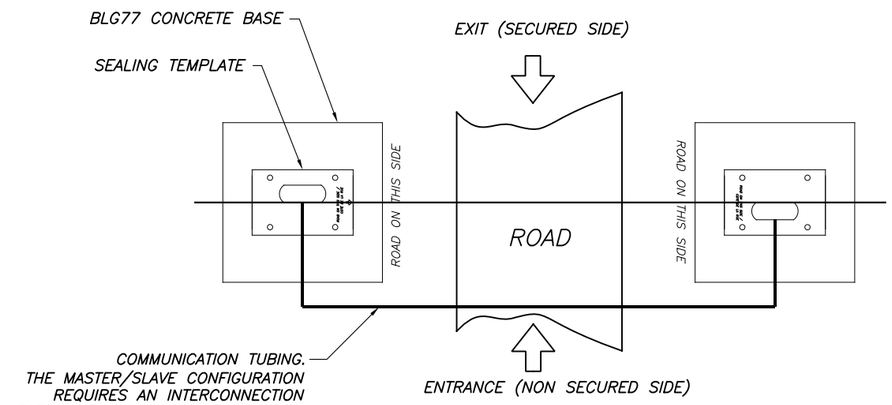

BLG77 MASTER SLAVE SETUP

REV	DATE	MODIFICATIONS/CHANGES	PAR/BY
B	2018/05/15	GENERAL MODIFICATION	JPS/SSA

REVISIONS

MATÉRIAU/MATERIAL: –
TRAITEMENT/TREATMENT: –
FINI/FINISH: –
NB./App.: – SURFACE: –

LES INFORMATIONS CONTENUES SUR LES DESSINS DE ASA Inc. SONT CONFIDENTIELLES ET SONT LA PROPRIÉTÉ DE ASA Inc., TOUTES REPRODUCTIONS, DISTRIBUTIONS OU UTILISATIONS SONT INTERDITES SANS LA PERMISSION DE ASA Inc.

INFORMATION DISCLOSED HERE IS CONFIDENTIAL AND IS THE PROPERTY OF ASA Inc., ANY REPRODUCTION, DISTRIBUTION OR USE IS PROHIBITED WITHOUT A WRITTEN CONSENT BY ASA Inc.

LES DIMENSIONS SONT EN POUCES / DIMENSIONS ARE IN INCHES

TOLERANCES

.XXX	± .005
.XX	± .010
.X	± .015
FRAC.	± 1/32
ANGLES	±1/2°

SAUF SI INDIQUÉS
UNLESS OTHERWISE NOTED

EBARBER & ENLEVER LES ARÊTES VIVES. DIM SELON ASME Y14.5 1994. NE PAS MESURER SUR LE DESSIN

BREAK ALL SHARP EDGES AND CORNERS. ALL DIM PER ASME Y14.5 1994. DO NOT SCALE DRAWING

AUTOMATIC SYSTEMS

FICHIER / FILENAME: NAM–BLG77–CONDUITS–IN–EN–B.DWG

TITRE / TITLE: STANDARD CONDUIT LAYOUT BLG77

FEUILLE/SHEET: 1 DE/OF: 1

ÉCHELLE/SCALE: NTS
FORMAT/SIZE: B
DATE: 2017/05/15

DESSINÉ PAR / DRAWN BY: OHL
VÉRIFIÉ PAR / CHECKED BY:
NO. DE DESSIN/DWG. NO.: NAM–BLG77–CONDUITS–IN–EN–B
REV: B

CARTOUCHE FORMAT B V. 2012–07–16