

# RevLock 614/614T

## Technical datasheet

Rev. C

 **RevLock™**  **AUTOMATIC SYSTEMS**



### DESCRIPTION

1. **Painted steel upper casing** contains the drive mechanism and the control board unit.
2. **Mobile obstacles** in clear laminated glass,  $\frac{1}{2}$ " (12/13 mm) thick.
3. **Curved side walls** in clear laminated glass BR2S P6B (Bullet & Vandalism Resistant)  $\frac{7}{8}$ " (22 mm) thick.
4. **Control board unit & motorisation** comprising:
  - Configurable motherboard
  - I/O interface board for access control system
  - Remote control console (with 82' (25 m) cable)
  - Voice messages available in multiple languages
  - 12V backup batteries (2 x) ensuring 100 cycles in case of power failure
  - Electro-mechanical locking of the obstacles (with programmable unlocking in case of power failure)
5. **LED recessed ceiling lights (4 x)** providing interior lighting of the passageway.
6. **Removable inner ceiling panel** when access from the top of the cabin is not possible for maintenance.
7. **Function pictograms:** vertical LED displays indicating the status of the rotating door. Push button, intercom and/or access badge reader, according to the need.
8. **Key Lock** for locking doors.

The **RevLock Series** automatic security revolving doors are designed to ensure a **high security access control with a high throughput**.

The **RevLock** high security revolving doors answer to the market demand for uniqueness of passage, bulletproof resistance and burglary and vandalism resistance.

The **3-section RevLock 614** automatic doors offer a comfortable passage (1/3 area) with a free interior passage of **28" (712 mm)** for an outside diameter of **71  $\frac{1}{4}$ " (1810 mm)**.

This product is available in 2 different heights:

- **RL 614:** with external height of **90  $\frac{9}{16}$ " (2300 mm)**  
(detection by a system in the base)
- **RL 614T:** with external height of **98  $\frac{5}{8}$ " (2505 mm)**  
(detection by a system in the ceiling)

Consisting of a frame, glass panels, and painted steel covering, the **RevLock** revolving doors have good thermal insulation and high visibility with their surrounding environment.


### RAL STANDARD COLORS



**RAL 7035**  
Light grey



**RAL 9011**  
Black



**RAL 9010**  
White




**RAL 8019**  
Dark brown

All other colors must be specified when ordering.



## STANDARD TECHNICAL CHARACTERISTICS

Power source	120 VAC single phase 60 Hz, 10 A + ground			
Consumption	200 W			
Battery backup	2 batteries 12 V 18 Ah to provide power in case of power outage			
Motor	24 VDC for reversible movement of the obstacles, with closing safety lock. Unlocking of rotating doors in case of emergency.			
Passages	<div>- 15 passages per minute (one direction)</div> <div>- ± 30 passages per minute (both directions)</div> (Excluding activation time of the access control device)			
	RL 614		RL 614T	
Overall dimensions	Height: Diameter:	90 <sup>9</sup> / <sub>16</sub> " (2300 mm) 70 <sup>1</sup> / <sub>8</sub> " (1780 mm)	Height: Diameter:	98 <sup>5</sup> / <sub>8</sub> " (2505 mm) 70 <sup>1</sup> / <sub>8</sub> " (1780 mm)
Passage dimensions	Height: Width:	81 <sup>5</sup> / <sub>8</sub> " (2073 mm) 30 <sup>13</sup> / <sub>16</sub> " (783 mm)	Height: Width:	90 <sup>9</sup> / <sub>16</sub> " (2300 mm) 30 <sup>13</sup> / <sub>16</sub> " (783 mm)
Weight	± 2458 lb (1115 kg) with base ± 2160 lb (980 kg) without base		± 2722 lb (1235 kg) with base ± 2425 lb (1110 kg) without base	
Relative ambient humidity	85%, without condensation			
Ambient operating temperature	14 °F to +131 °F (-10 °C to +55 °C) (without the heating option))			
MCBF (Mean Cycles Between Failures)	1,000,000 cycles, in compliance with recommended maintenance			
MTTR (Mean Time to Repair)	2 hours			
	Product Approved under SPE-1000:21. <sup>(1)</sup>			

<sup>1</sup> Such evaluation does not constitute certification but is an accepted form of approval of electrical products by the authority having jurisdiction.

## CONFIGURATIONS

1. RAL 7035 Light grey (by default) - RAL 9011 Black - RAL 8019 Dark brown - RAL 9010 White.
2. In case of power failure:
  - Free rotation: doors can be opened manually
  - No rotation possible: doors remain locked
3. Reader integration, intercom and / or push button on entry side and / or exit side.
4. Voice prompts and console text messages available in multiple languages.

## SURFACE TREATMENT

All the mechanical parts are treated against corrosion by electro zinc, according to RoHS norms.

## WORKS TO BE CARRIED OUT BY THE CUSTOMER

- Assembly of the product (delivered disassembled).
- Floor anchoring / fixation.
- Power source cabling.
- Cabling and connection of access control devices.

**Note:** Follow the installation plan.

## OPTIONS

GENERAL OPTIONS
Break-in detection on the cover plate of the roof (microswitch contact)
Medium structured satin paint in non-standard RAL color (other than RAL7035, RAL9011, RAL8019, RAL9010) <sup>[1]</sup>
Flush mat powder coating in : any RAL color
Brushed AISI 304 stainless steel
Profile for wall connection (per side : entry, exit or middle position)
Floor frame for built-in installation - 1" (25mm)
Special support for installation on technical floor (Hmin 4" (100 mm)/Hmax 15 3/4" (400 mm) - H to be specified on ordering)
Support for readers (width > 3 11/32" (85 mm)) fixed on the external (entrance) side of the booth metal structure
Support for readers (width > 3 11/32" (85 mm)) fixed on the internal (exit) side of the booth metal structure
Integration of any non-standard intercom or emergency button into the product
Radar for automatic door opening (entry way)
Radar for automatic door opening (exit way)
Auxiliary control console (in connection with the standard control console) or with extra buttons (3 rows of buttons)
Delivery without a control console
Converter RS485 to LAN for networking console(s)
Service kit (luppiter software and cables) <sup>[2]</sup>
Top canopy with a different height, to close the space between the booth top and the ceiling (up to 19 11/16" (500 mm))
Virtual Console for remote monitoring (software installed on a Linux server - server integrated or server touch)
Virtual Console for remote monitoring (software installed on a PC Panel PSE 3215 21,5")
SPECIFIC OPTIONS
Base with bubble pattern rubber mat (RL615T only)
Product structure in FB4 (EN1522) certified metal
Mobile and fixed BR2S P6B glass doors
Force entry resistance RC4 (EN1627) with BR3S (EN1063) P7B (EN356) mobile glass doors & fixed side walls included
IP33 rain protection, compatible with unicity detection system in the base (RL615 only) (2" (50 mm) higher booth) <sup>[3]</sup>
IP33 rain protection, compatible with unicity detection camera in the ceiling (RL615T only) (2" (50 mm) higher booth) <sup>[4]</sup>
Brush door bottom sweep for under the mobile glass doors up to 1" (25mm)
Heating of the canopy for outside front installation in extra cool climates (down to -49 °F (-45 °C))
Collapsible doors
Motorized night closing doors with standard windows

<sup>1</sup> Except for the interior roof and door frames, in smooth gloss paint RAL9011.

<sup>2</sup> This kit is to be ordered once per installation site.

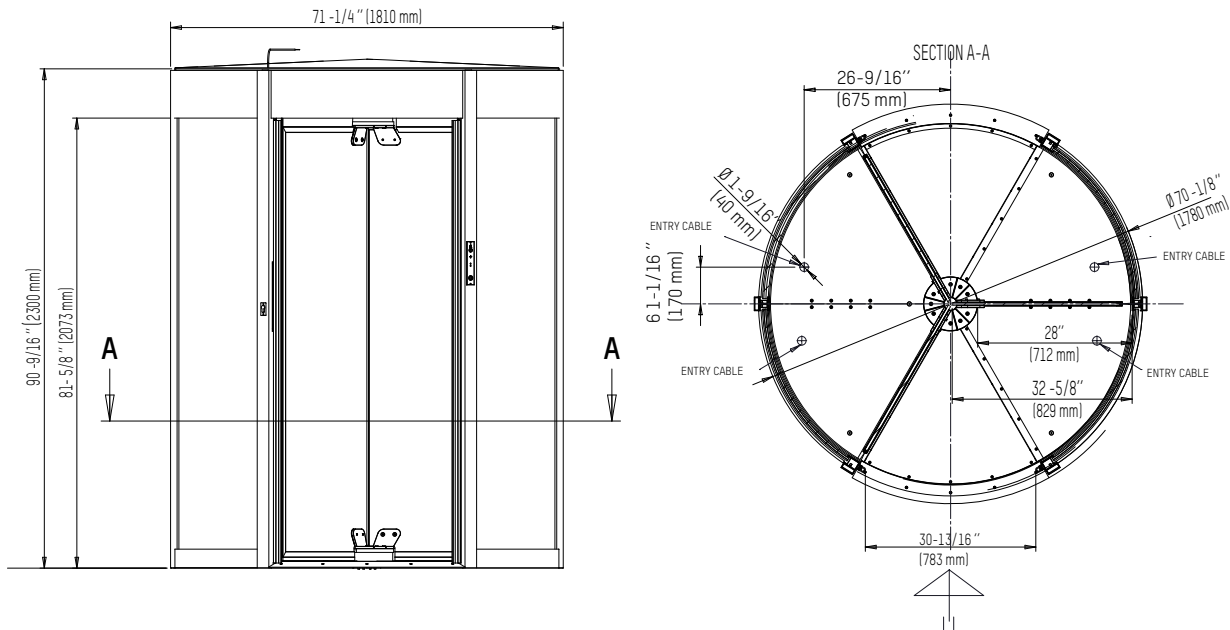
<sup>3</sup> The IP33 protection includes on the unsecured side of the booth : tight weight detection, tight user command plate + half-roof canopy.

<sup>4</sup> The IP33 protection includes on the unsecured side of the booth : tight user command plate + half-roof canopy.

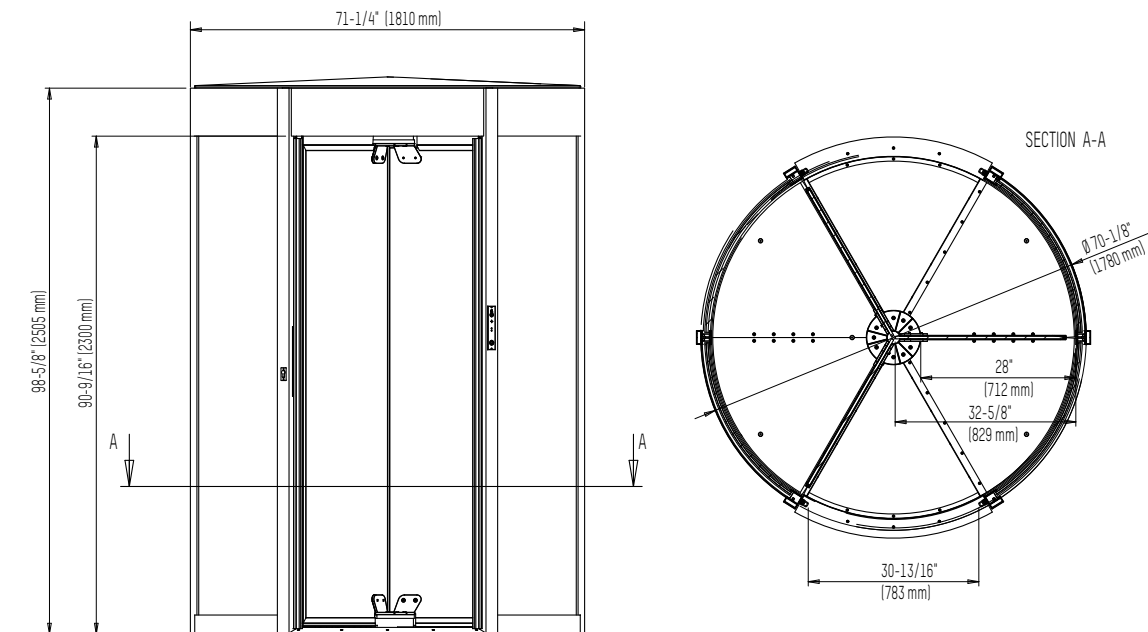
**Note:** For restrictions on options, please contact us.

## OVERALL DIMENSIONS


## RevLock 614



## RevLock 614T



**Note:** For any installation on the building facade, the roof will be 2" (50 mm) higher in the center.

 Automatic Systems America Inc.  
4005, Boulevard Matte  
Local D, Brossard  
Quebec J4Y 2P4 – Canada

 sales.nam@automatic-systems.com

 (450) 659-0737 or (800) 263-6548

 www.automatic-systems.ca  
www.automatic-systems.us



NAM-RevLock614-614T-DS-EN-C